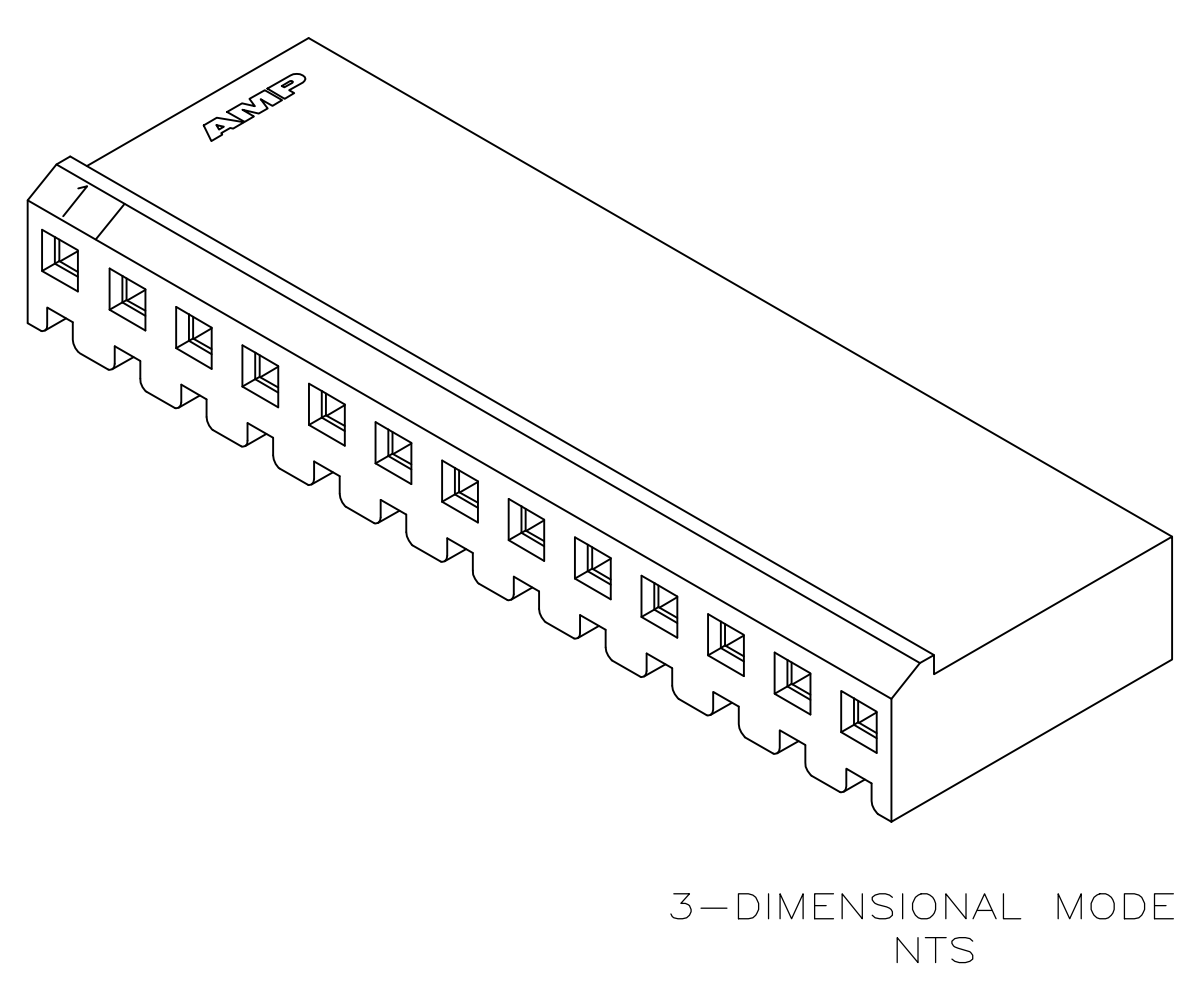
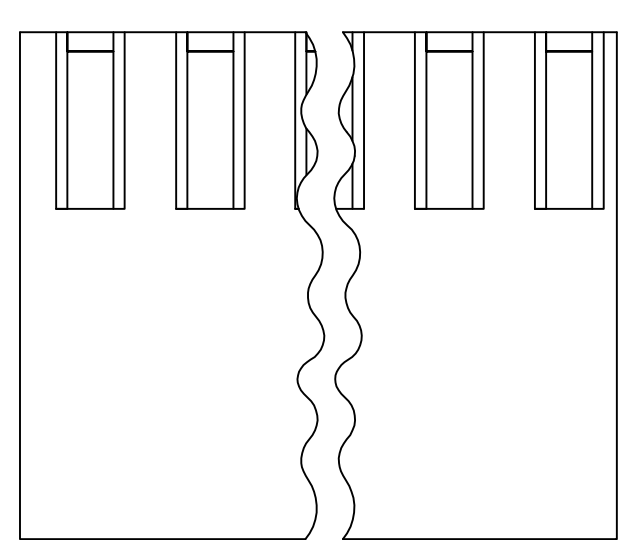
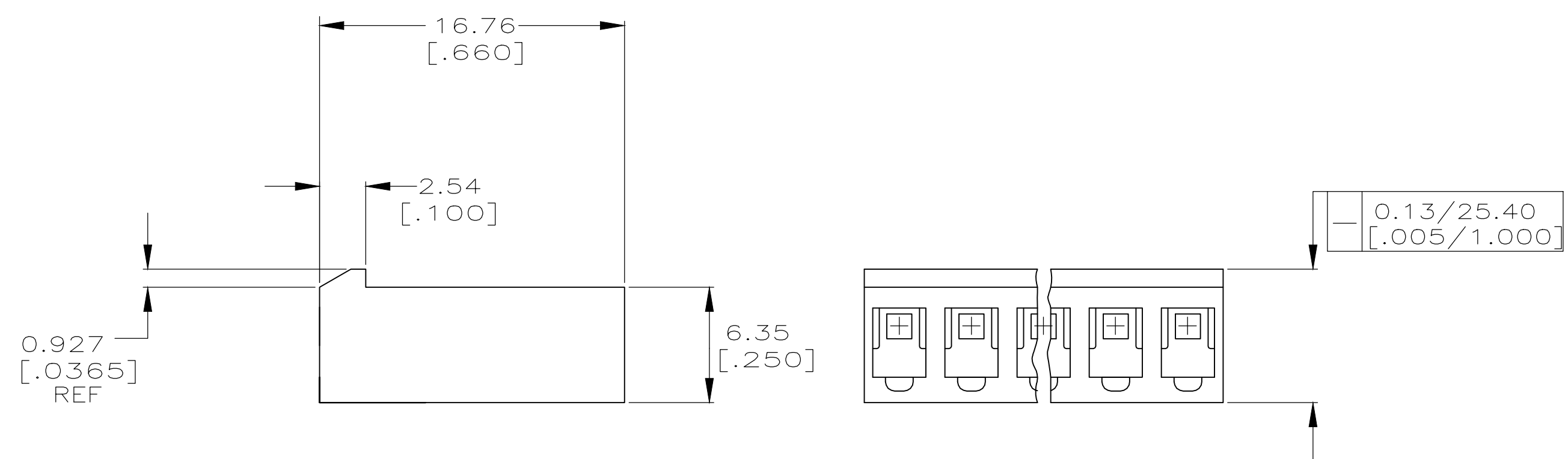
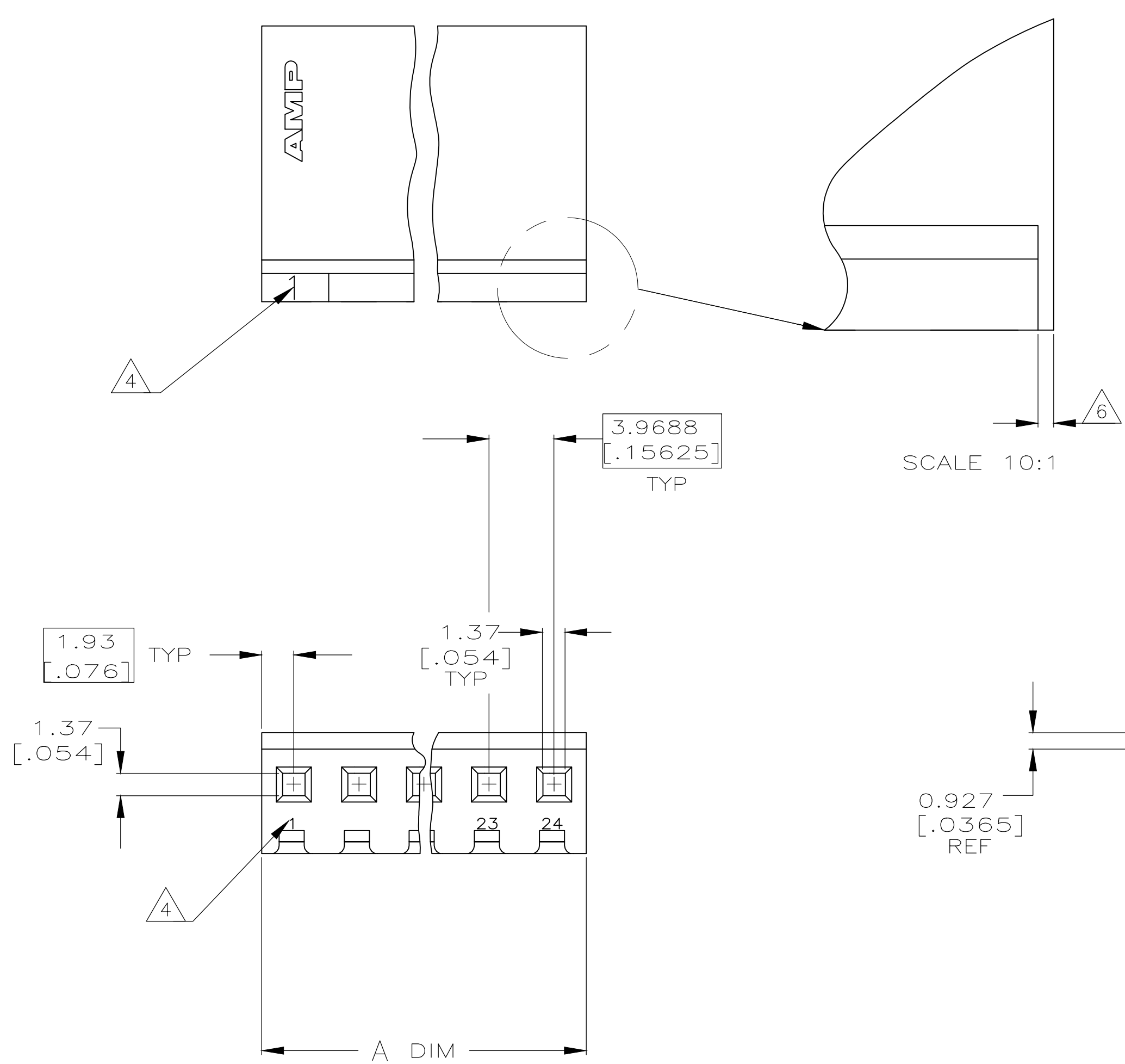


REVISIONS					
P	LTR	DESCRIPTION	DATE	DMN	APVD
V1	REVISED PER	ECO-18-020038	02JAN2019	RS	SG

- 1 UNIT ACCEPTS 1.14 [.045] SQUARE OR ROUND POST.
- 2 UNIT ACCEPTS STANDARD SL-156 CONTACTS.
- 3 UNIT ACCEPTS KEYING PLUG 640254-1 AND KEYING PIN 640255-1.
- 4 CIRCUIT I.D. NUMBER(S), TO BE LOCATED SEQUENTIALLY AS SHOWN OR ONLY NO.1 CIRCUIT PLACED ON LOCKING RAMP.
- 5 DIMENSIONS IN BRACKETS ARE IN INCHES.
- 6 OPTIONAL CONSTRUCTION (BOTH CORNERS) UP TO 0.38 [.015] FOR P/N -1 THRU -5, UP TO 1.27 [.050] FOR P/N -6 THRU 2--4.
- 7 DIMENSIONS SHOWN REPRESENT PRODUCT IN DRY, AS MOLDED, CONDITION. ADDITIONAL 2% GROWTH DUE TO SUBSEQUENT MOISTURE ABSORPTION MAY OCCUR AND SHOULD BE ACCOUNTED FOR



NO. OF CIRCUITS	NO. OF CONTACTS	NO. OF PINS	NO. OF POSTS
24	24	24	2-640250-4
23	23	23	2-640250-3
22	22	22	2-640250-2
21	21	21	2-640250-1
20	20	20	2-640250-0
19	19	19	1-640250-9
18	18	18	1-640250-8
17	17	17	1-640250-7
16	16	16	1-640250-6
15	15	15	1-640250-5
14	14	14	1-640250-4
13	13	13	1-640250-3
12	12	12	1-640250-2
11	11	11	1-640250-1
10	10	10	1-640250-0
9	9	9	640250-9
8	8	8	640250-8
7	7	7	640250-7
6	6	6	640250-6
5	5	5	640250-5
4	4	4	640250-4
3	3	3	640250-3
2	2	2	640250-2
1	1	1	640250-1
A #0.25 [.010]			

THIS DRAWING IS A CONTROLLED DOCUMENT.

DMN: LEWIS	7-27-92	TE Connectivity
CHK: R. SWING	7-27-92	
APVD: E. BEILES	9-28-92	NAME: HOUSING WITH LOCKING RAMP, SL-156
DIMENSIONS: mm [INCHES] TOLERANCES UNLESS OTHERWISE SPECIFIED: 0. PLC ± - 1. PLC ± - 2. PLC ± - 3. PLC ± 0.13 [.005] 4. PLC ± - ANGLES ± 0°30'		RESTRICTED TO: -
MATERIAL: NYLON, UL 94V-0 NATURAL	FINISH: -	SIZE: A1 CAGE CODE: 00779 DRAWING NO: 640250 WEIGHT: 0.000000 CUSTOMER DRAWING

SCALE: 4:1 SHEET 1 OF 1 REV V1