

AVE300 Series

198 Watts

Data Sheet

Total Power: 198 Watts
Input Voltage: 36 - 75 V
of Outputs: Single

SPECIAL FEATURES

- 2:1 Wide input range
- Optimised for high density, small space applications
- Low ripple and noise
- Fixed switching frequency
- Super high efficiency
- High capacitive load capability
- Basic insulation system
- Aluminium Substrate design

SAFETY

- UL, cUL: UL60950
- TUV/CE: IEC/EN60950



Electrical Specifications

Input

Input range:	36 - 75 VDC
Efficiency ² :	92%

Output

Voltage tolerance:	+/-1%
Line regulation:	5 mV
Load regulation:	10 mV
Noise/ripple:	1.2 Vo, 1.5 Vo, 1.8 Vo = 75 mV 2.5 Vo = 100 mV, 3.3 Vo = 150 mV
Over voltage protection:	Hiccup: Auto-restart
Over temperature protection:	Auto-restart
Switching frequency:	220 kHz - 280 kHz
Temperature coefficient:	±0.02/°C

Isolation

I/O isolation:	1500 VDC min.
----------------	---------------

Environmental Specifications

Operating ambient temperature range:	-40 °C to +85 °C
Storage temperature:	-55 °C to +125 °C
Humidity:	5% to 95% (non-condensing)
MTBF:	2 Million hours
RoHS Compliant	

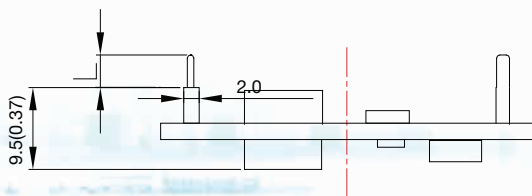
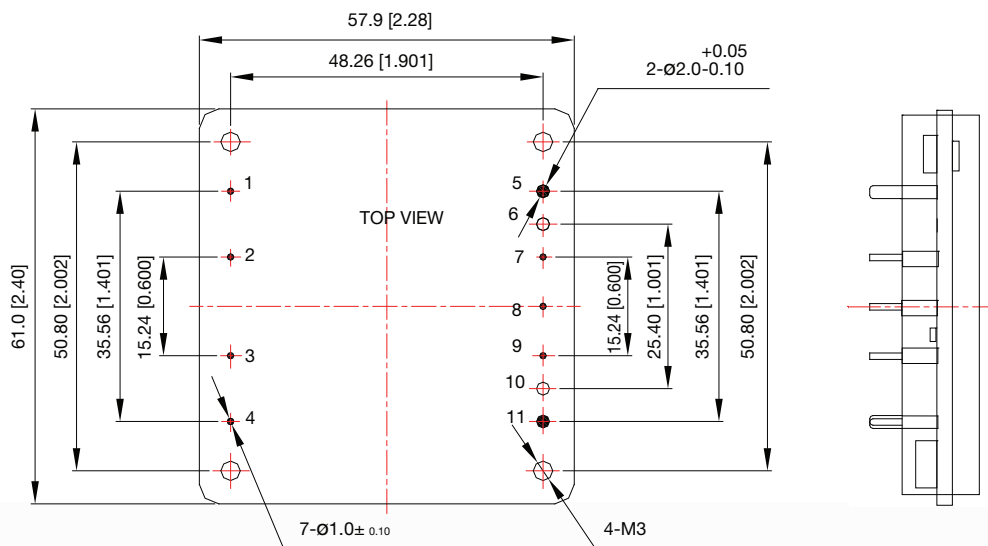
Ordering Information

Model number	Input voltage	Output voltage	Power
AVE300-48S1V2-4	36 - 75 Vin	1.2 V @ 60 A	72 W
AVE300-48S1V2B-4	36 - 75 Vin	1.2 V @ 60 A	72 W
AVE300-48S1V2P-4	36 - 75 Vin	1.2 V @ 60 A	72 W
AVE300-48S1V2PB-4	36 - 75 Vin	1.2 V @ 60 A	72 W
AVE300-48S1V5B-4	36 - 75 Vin	1.5 V @ 60 A	90 W
AVE300-48S1V8B-4	36 - 75 Vin	1.8 V @ 60 A	108 W
AVE300-48S2V5-4	36 - 75 Vin	2.5 V @ 60 A	150 W
AVE300-48S2V5B-4	36 - 75 Vin	2.5 V @ 60 A	150 W
AVE300-48S2V5P-4	36 - 75 Vin	2.5 V @ 60 A	150 W
AVE300-48S2V5PB-4	36 - 75 Vin	2.5 V @ 60 A	150 W
AVE300-48S3V3B-4	36 - 75 Vin	3.3 V @ 60 A	198 W
AVE300-48S3V3B-6	36 - 75 Vin	3.3 V @ 60 A	198 W

- Standard version is negative enable
- "-6" = 3.8 mm pin length
- "-4" = 4.8 mm pin length
- "L" = RoHS6 compliance
- "P" = Positive enable
- "B" = Baseplate

Mechanical Drawings

With no base plate:



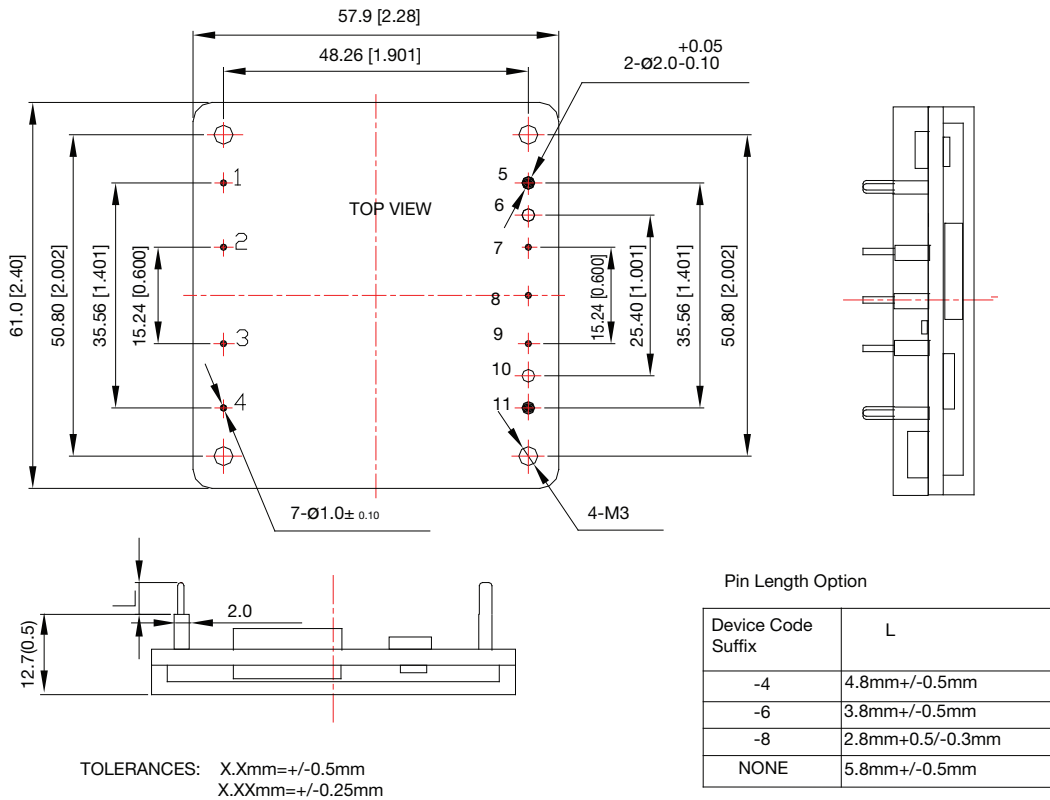
TOLERANCES: X.Xmm=+/-0.5mm
X.XXmm=+/-0.25mm

Pin Length Option

Device Code Suffix	L
-4	4.8mm+/-0.5mm
-6	3.8mm+/-0.5mm
-8	2.8mm+0.5/-0.3mm
NONE	5.8mm+/-0.5mm

Mechanical Drawings

With base plate:



Pin Designations

Pin No.	Function
P1	Vin(+)
P2	CNT
P3	NC
P4	Vi(-)
P5	Vo(+)
P6	NC
P7	+Sense
P8	Trim
P9	-Sense
P10	NC
P11	Vo(-)

Notes: Un-dimensioned components are for visual reference only.

WORLDWIDE OFFICES

Americas

2900 South Diablo Way
Suite B100
Tempe, AZ 85282, USA
+1 888 412 7832

Europe (UK)

Ground Floor Offices, Barbary House
4 Harbour Buildings, Waterfront West
Brierley Hill, West Midlands
DY5 1LN, UK
+44 (0) 1384 842 211

Asia (HK)

14/F, Lu Plaza
2 Wing Yip Street
Kwun Tong, Kowloon
Hong Kong
+852 2176 3333

ARTESYNTM
An Advanced Energy Company

www.artesyn.com

Artesyn Embedded Technologies, Artesyn Embedded Power, Artesyn, and all Artesyn related logos are trademarks and service marks of Artesyn Embedded Technologies, Inc. All other names and logos referred to are trade names, trademarks, or registered trademarks of their respective owners. Specifications are subject to change without notice. © 2019 Artesyn Embedded Technologies, Inc. All rights reserved. For full legal terms and conditions, please visit www.artesyn.com/legal.

For more information: www.artesyn.com
For support: productsupport.ep@artesyn.com