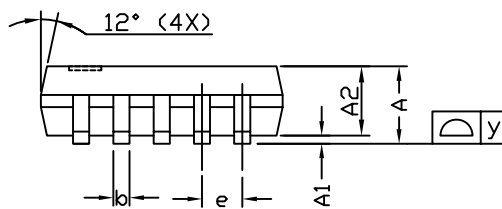
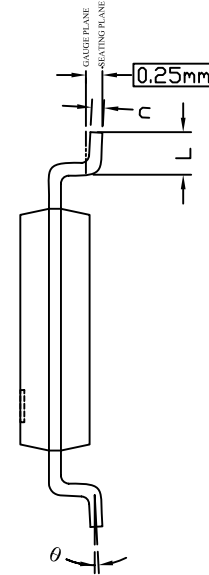
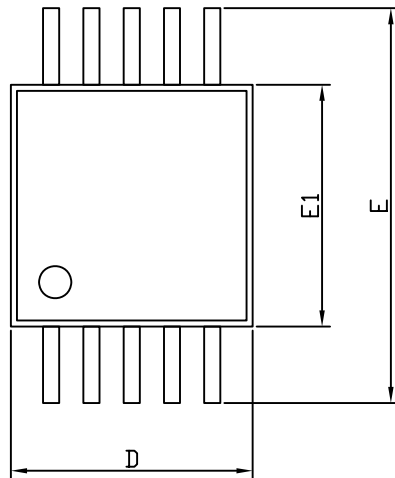
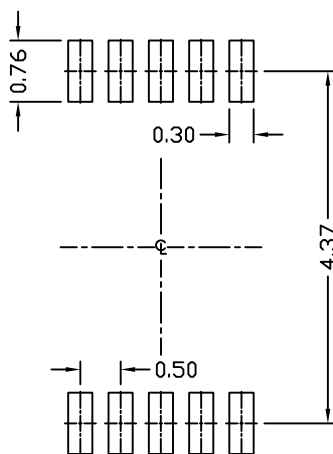




MSOP10 PACKAGE OUTLINE



RECOMMENDED LAND PATTERN



SYMBOLS	DIMENSIONS IN MILLIMETERS			DIMENSIONS IN INCHES		
	MIN	NOM	MAX	MIN	NOM	MAX
A	0.81	1.02	1.12	0.032	0.040	0.044
A1	0.05	---	0.15	0.002	---	0.006
A2	0.76	0.86	0.97	0.030	0.034	0.038
b	0.15	0.20	0.30	0.006	0.008	0.012
c	0.13	0.15	0.23	0.005	0.006	0.009
D	2.90	3.00	3.10	0.114	0.118	0.122
E	4.70	4.90	5.10	0.185	0.193	0.201
E1	2.90	3.00	3.10	0.114	0.118	0.122
e	---	0.50	---	---	0.0197	---
L	0.40	0.53	0.66	0.016	0.021	0.026
y	---	---	0.10	---	---	0.004
theta	0°	---	6°	0°	---	6°

UNIT: mm

NOTE

1. ALL DIMENSIONS ARE IN MILLIMETERS.
2. TOLERANCE 0.10 mm UNLESS OTHERWISE SPECIFIED.
3. PACKAGE BODY SIZES EXCLUDE MOLD FLASH AND GATE BURRS.  
MOLD FLASH AT THE NON-LEAD SIDES SHOULD BE LESS THAN 5 MIL EACH.
4. DIMENSION L IS MEASURED IN GAUGE PLANE.
5. CONTROLLING DIMENSION IS MILLIMETER.  
CONVERTED INCH DIMENSIONS ARE NOT NECESSARILY EXACT.