

Surface Mount RF Transformer

50Ω 20 to 300 MHz

TC16-1T+

Features

- Good return loss, 15 dB typ. in 1 dB typ. in dB bandwidth
- Plastic base with leads
- Aqueous washable

Applications

- catv



Generic photo used for illustration purposes only

CASE STYLE: AT224-1

+RoHS Compliant

The +Suffix identifies RoHS Compliance. See our web site for RoHS Compliance methodologies and qualifications

Available Tape and Reel at no extra cost	
Reel Size	Devices/Reel
7"	20, 50, 100, 200, 500
13"	1000, 2000

Electrical Specifications at 25°C

Parameter	Frequency (MHz)	Min.	Typ.	Max.	Unit
Impedance Ratio (Secondary/Primary)			16		Ohm
Frequency Range		20		300	MHz
Insertion Loss*	20-300		3.0		dB
	30-200		2.0		
	50-150		1.0		
Phase Unbalance	50-150		4		Deg.
	30-200		5		
Amplitude Unbalance	50-150		0.3		dB
	30-200		0.5		

* Insertion Loss is referenced to mid-band loss, 1 dB typ.

Maximum Ratings

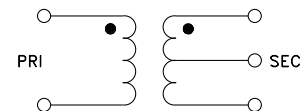
Parameter	Ratings
Operating Temperature	-20°C to 85°C
Storage Temperature	-55°C to 100°C
RF Power	0.25W
DC Current	30mA

Permanent damage may occur if any of these limits are exceeded.

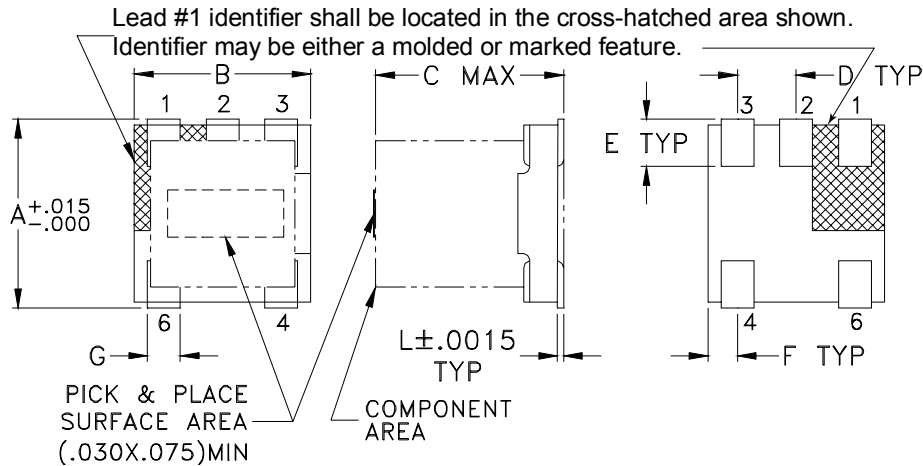
Pin Connections

Function	Pin Number
PRIMARY DOT	3
PRIMARY	1
SECONDARY DOT	4
SECONDARY	6
SECONDARY CT	2

Config. A



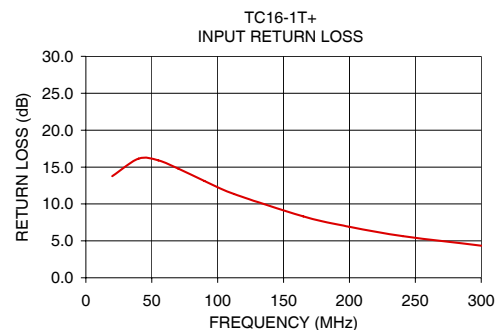
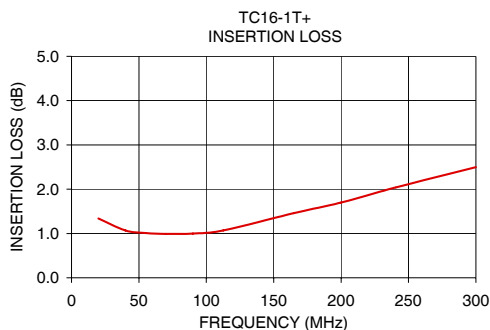
Outline Drawing



Outline Dimensions (inch/mm)

A	B	C	D	E	F
.150	.150	.160	.050	.040	.025
3.81	3.81	4.06	1.27	1.02	0.64
G	H	J	K	L	wt
.028	.065	.190	.030	.007	grams
0.71	1.65	4.83	0.76	0.18	0.15

FREQUENCY (MHz)	INSERTION LOSS (dB)	INPUT R. LOSS (dB)
20.00	1.34	13.77
40.00	1.07	16.14
55.00	1.01	15.90
70.00	0.99	14.80
90.00	1.00	13.12
112.50	1.07	11.35
165.00	1.46	8.32
200.00	1.70	6.90
240.60	2.04	5.63
300.00	2.50	4.34



Additional Notes

- A. Performance and quality attributes and conditions not expressly stated in this specification document are intended to be excluded and do not form a part of this specification document.
- B. Electrical specifications and performance data contained in this specification document are based on Mini-Circuit's applicable established test performance criteria and measurement instructions.
- C. The parts covered by this specification document are subject to Mini-Circuits standard limited warranty and terms and conditions (collectively, "Standard Terms"); Purchasers of this part are entitled to the rights and benefits contained therein. For a full statement of the Standard Terms and the exclusive rights and remedies thereunder, please visit Mini-Circuits' website at www.minicircuits.com/MCLStore/terms.jsp