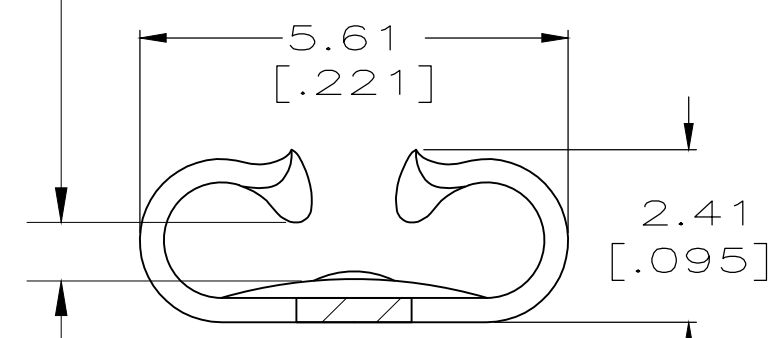


THIS DRAWING IS UNPUBLISHED. RELEASED FOR PUBLICATION
 © COPYRIGHT - By - ALL RIGHTS RESERVED.

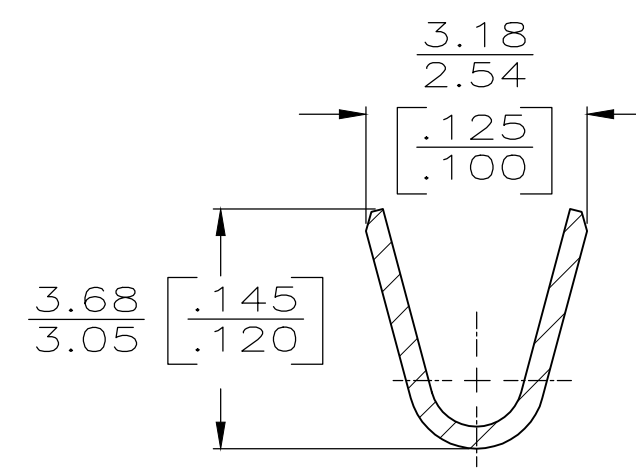
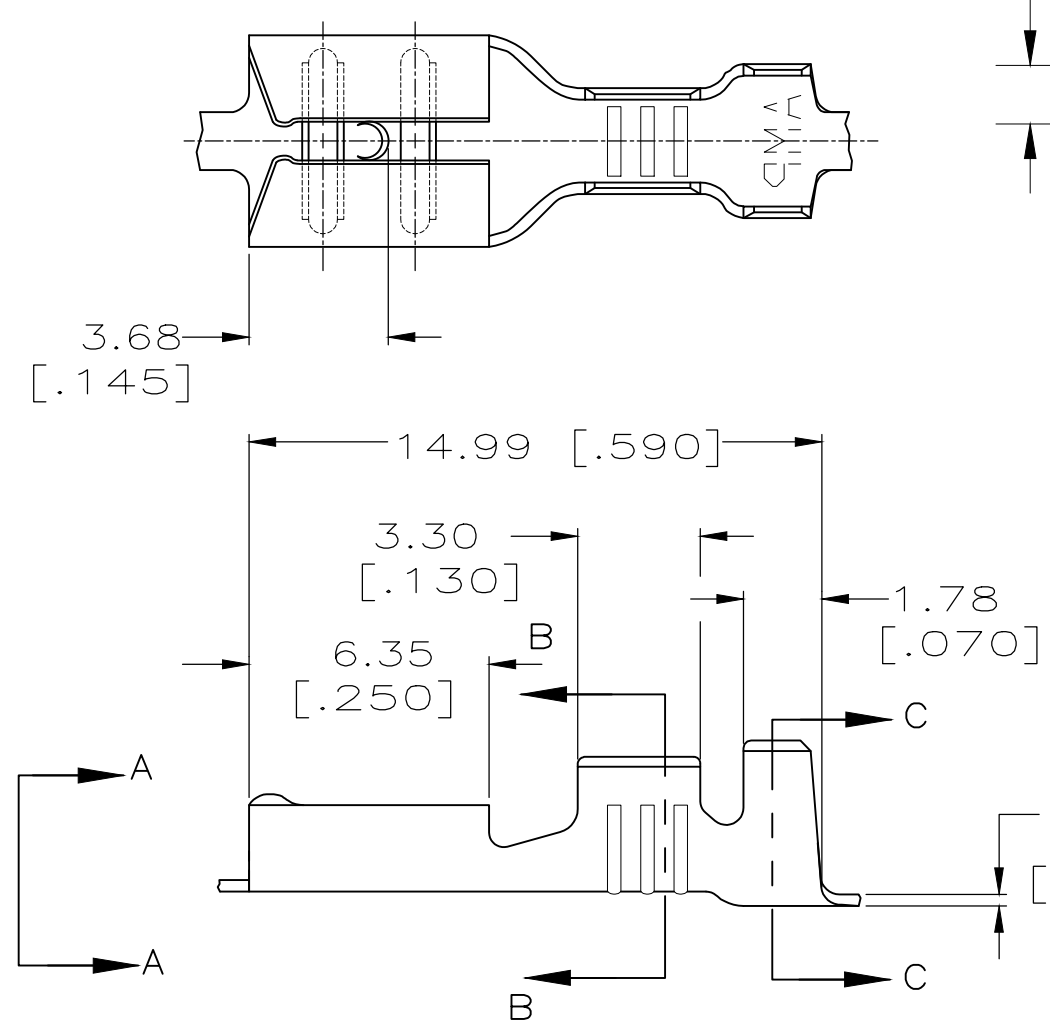
LOC	DIST	REVISIONS			
P	LTR	DESCRIPTION	DATE	DWN	APVD
AF	50				
	S2	REVISED PER ECR-15-010442	14JULY2015	PK	TD
	S3	REVISED PER ECR-20-009164	15JULY2020	MK	DH

- CONTINUOUS STRIP ON REELS.
- MATING TAB THK IS 0.84-0.76 [.033-.030].
- WIRE SIZE IS [20-16] AWG.
- INSULATION RANGE IS 2.29-3.30 [.090-.130] DIA.
- 60196-8 REFERS TO 60196-1 WITH PAPER INTERLAYER

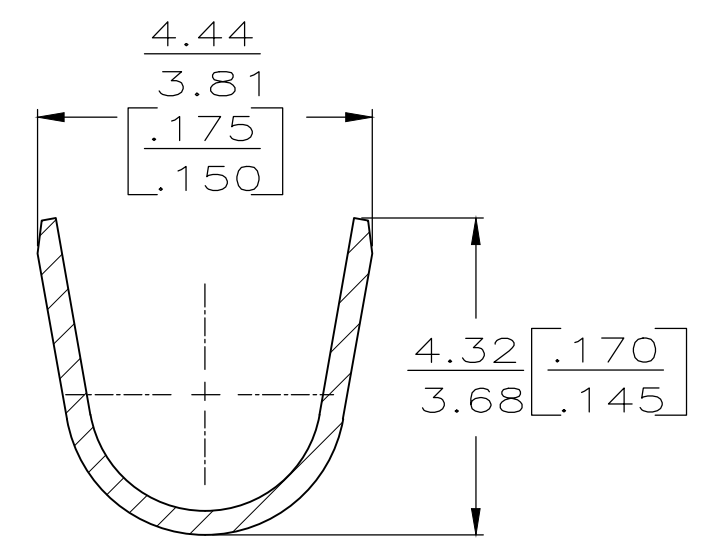
GAP AS REQUIRED TO MEET FORCE SPECIFICATIONS AND 0.71 [.028] MAX



VIEW A-A
SCALE 10:1



SECTION B-B
SCALE 10:1



SECTION C-C
SCALE 10:1

-	-	60196-8 ⁵
60196-3	TIN	60196-2
-	-	60196-1
LOOSE PIECE	FINISH	PART NO

THIS DRAWING IS A CONTROLLED DOCUMENT.		DWN	JR RUTH	8/27/91	STE TE Connectivity			
DIMENSIONS: INCHES		CHK	P FORTNEY	8/27/91				
TOLERANCES UNLESS OTHERWISE SPECIFIED:		APVD	C MEYERS	8/27/91	NAME			
0 PLC ± -		PRODUCT SPEC		RECEPTACLE, FASTON, 4.75 [.187] SERIES				
1 PLC ± -		APPLICATION SPEC		SIZE		CAGE CODE	DRAWING NO	RESTRICTED TO
2 PLC ± 0.38 [.015]		WEIGHT		A3		00779	C-60196	-
3 PLC ± -		CUSTOMER DRAWING		SCALE		5:1	SHEET	1 OF 1
4 PLC ± -		MATERIAL		REV		S3		
ANGLES ± -		BRASS		FINISH		SEE TABLE		