

30A, 35V - 200V Schottky Barrier Rectifier

FEATURES

- AEC-Q101 qualified available
- Low power loss, high efficiency
- Guard ring for overvoltage protection
- High surge current capability
- UL Recognized File # E-326243
- RoHS Compliant
- Halogen-free according to IEC 61249-2-21


APPLICATIONS

- Switching mode power supply (SMPS)
- Adapters
- Monitor
- DC to DC converters
- TV

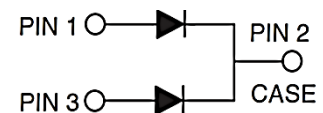
MECHANICAL DATA

- Case: TO-247AD (TO-3P)
- Molding compound meets UL 94V-0 flammability rating
- Terminal: Matte tin plated leads, solderable per J-STD-002
- Meet JESD 201 class 2 whisker test
- Mounting torque: 1.13 N·m maximum
- Polarity: As marked
- Weight: 6.10g (approximately)

KEY PARAMETERS		
PARAMETER	VALUE	UNIT
I_F	30	A
V_{RRM}	35 - 200	V
I_{FSM}	200	A
T_{JMAX}	150	°C
Package	TO-247AD (TO-3P)	
Configuration	Dual dies	



TO-247AD (TO-3P)



ABSOLUTE MAXIMUM RATINGS ($T_A = 25^\circ\text{C}$ unless otherwise noted)										
PARAMETER	SYMBOL	MBR 3035 PT	MBR 3045 PT	MBR 3050 PT	MBR 3060 PT	MBR 3090 PT	MBR 30100 PT	MBR 30150 PT	MBR 30200 PT	UNIT
Marking code on the device		MBR 3035 PT	MBR 3045 PT	MBR 3050 PT	MBR 3060 PT	MBR 3090 PT	MBR 30100 PT	MBR 30150 PT	MBR 30200 PT	
Repetitive peak reverse voltage	V_{RRM}	35	45	50	60	90	100	150	200	V
Reverse voltage, total rms value	$V_{R(RMS)}$	24	31	35	42	63	70	105	140	V
Forward current	I_F	30								A
Surge peak forward current 8.3ms single half sine wave superimposed on rated load	I_{FSM}	200								A
Peak repetitive reverse surge current ⁽¹⁾	I_{RRM}	2		1						A
Peak repetitive forward current (Rated V_R , Square wave, 20KHz)	I_{FRM}	30								A

Notes:

1. $t_p = 2.0\mu\text{s}$, 1.0KHz

ABSOLUTE MAXIMUM RATINGS ($T_A = 25^\circ\text{C}$ unless otherwise noted)										
PARAMETER	SYMBOL	MBR 3035 PT	MBR 3045 PT	MBR 3050 PT	MBR 3060 PT	MBR 3090 PT	MBR 30100 PT	MBR 30150 PT	MBR 30200 PT	UNIT
Critical rate of rise of off-state voltage	dV/dt	10,000								V/ μs
Junction temperature	T_J	-55 to +150								$^\circ\text{C}$
Storage temperature	T_{STG}	-55 to +150								$^\circ\text{C}$

THERMAL PERFORMANCE			
PARAMETER	SYMBOL	TYP	UNIT
Junction-to-case thermal resistance	$R_{\theta\text{JC}}$	1.4	$^\circ\text{C/W}$

ELECTRICAL SPECIFICATIONS ($T_A = 25^\circ\text{C}$ unless otherwise noted)						
PARAMETER		CONDITIONS	SYMBOL	TYP	MAX	UNIT
Forward voltage per diode ⁽¹⁾	MBR3035PT MBR3045PT	$I_F = 15\text{A}, T_J = 25^\circ\text{C}$	V_F	-	-	V
	MBR3050PT MBR3060PT			-	0.75	V
	MBR3090PT MBR30100PT			-	0.85	V
	MBR30150PT			-	0.95	V
	MBR30200PT			-	1.05	V
	MBR3035PT MBR3045PT			$I_F = 30\text{A}, T_J = 25^\circ\text{C}$	-	0.82
	MBR3050PT MBR3060PT	-			-	V
	MBR3090PT MBR30100PT	-			-	V
	MBR30150PT	-			1.02	V
	MBR30200PT	-			1.10	V
	MBR3035PT MBR3045PT	$I_F = 15\text{A}, T_J = 125^\circ\text{C}$			-	0.60
	MBR3050PT MBR3060PT			-	0.65	V
	MBR3090PT MBR30100PT			-	0.75	V
	MBR30150PT			-	0.92	V
	MBR30200PT			-	-	V
	MBR3035PT MBR3045PT			$I_F = 30\text{A}, T_J = 125^\circ\text{C}$	-	0.73
	MBR3050PT MBR3060PT	-			-	V
	MBR3090PT MBR30100PT	-			-	V
MBR30150PT	-	0.98	V			
MBR30200PT	-	-	V			

Notes:

- Pulse test with PW = 0.3ms

ELECTRICAL SPECIFICATIONS ($T_A = 25^\circ\text{C}$ unless otherwise noted)						
PARAMETER		CONDITIONS	SYMBOL	TYP	MAX	UNIT
Reverse current @ rated V_R per diode ⁽²⁾	MBR3035PT MBR3045PT MBR3050PT MBR3060PT	$T_J = 25^\circ\text{C}$	I_R	-	1000	μA
	MBR3090PT MBR30100PT MBR30150PT			-	500	μA
	MBR30200PT			-	100	μA
	MBR3035PT MBR3045PT	$T_J = 125^\circ\text{C}$		-	20	mA
	MBR3050PT MBR3060PT			-	15	mA
	MBR3090PT MBR30100PT MBR30150PT MBR30200PT			-	10	mA

Notes:

- Pulse test with $PW = 30\text{ms}$

ORDERING INFORMATION		
ORDERING CODE ⁽¹⁾⁽²⁾	PACKAGE	PACKING
MBR30xPT	TO-247AD (TO-3P)	30 / Tube
MBR30xPTH	TO-247AD (TO-3P)	30 / Tube

Notes:

- "x" defines voltage from 35V(MBR3035PT) to 200V(MBR30200PT)
- "H" means AEC-Q101 qualified

CHARACTERISTICS CURVES

($T_A = 25^\circ\text{C}$ unless otherwise noted)

Fig.1 Forward Current Derating Curve

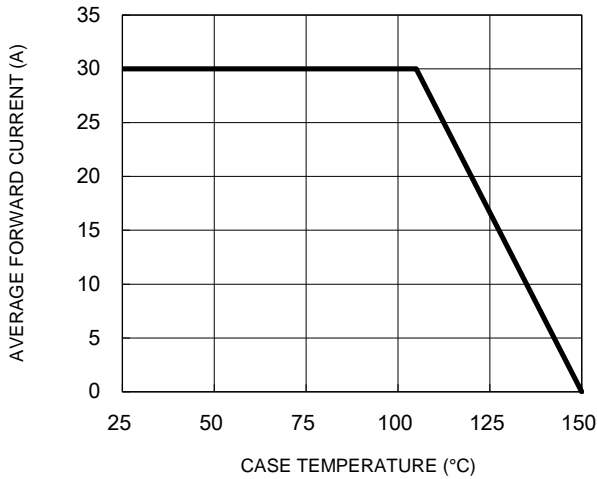


Fig.2 Typical Junction Capacitance

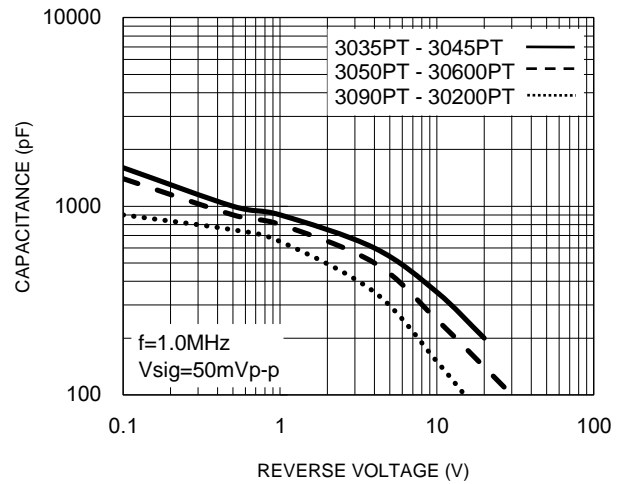


Fig.3 Typical Reverse Characteristics

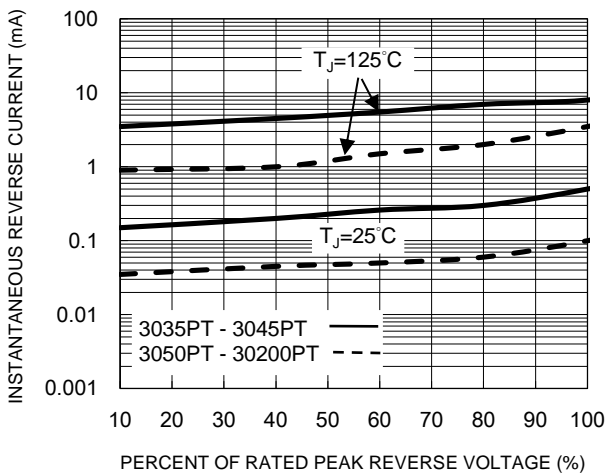


Fig.4 Typical Forward Characteristics

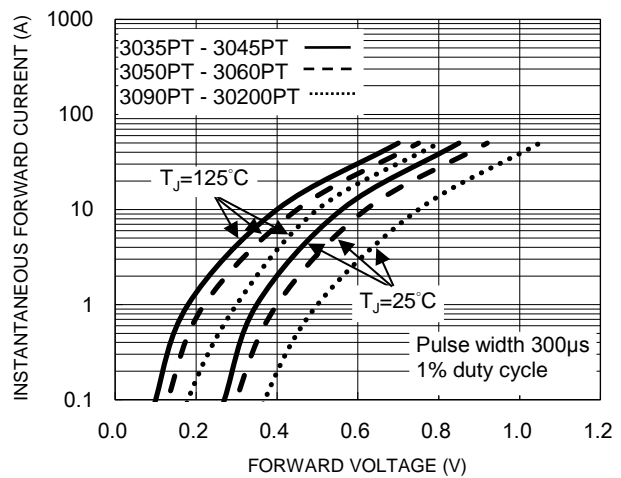
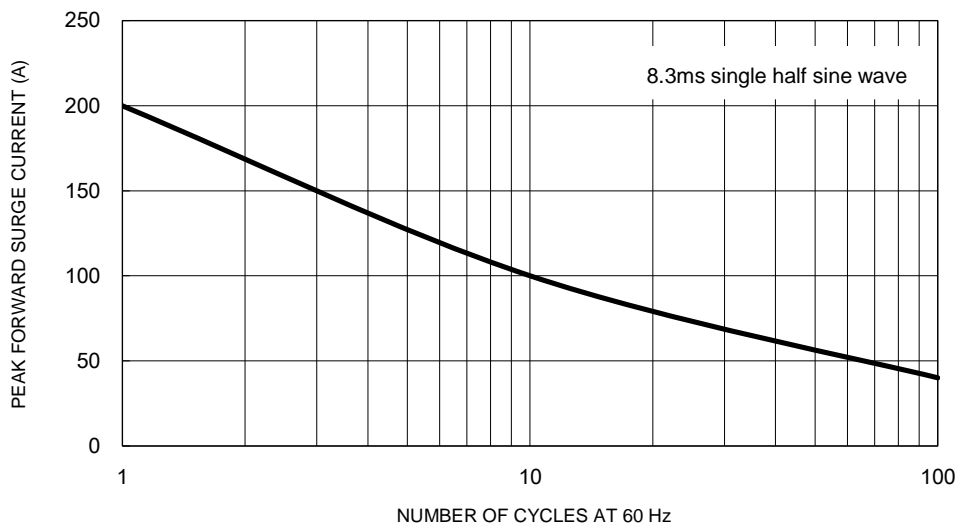


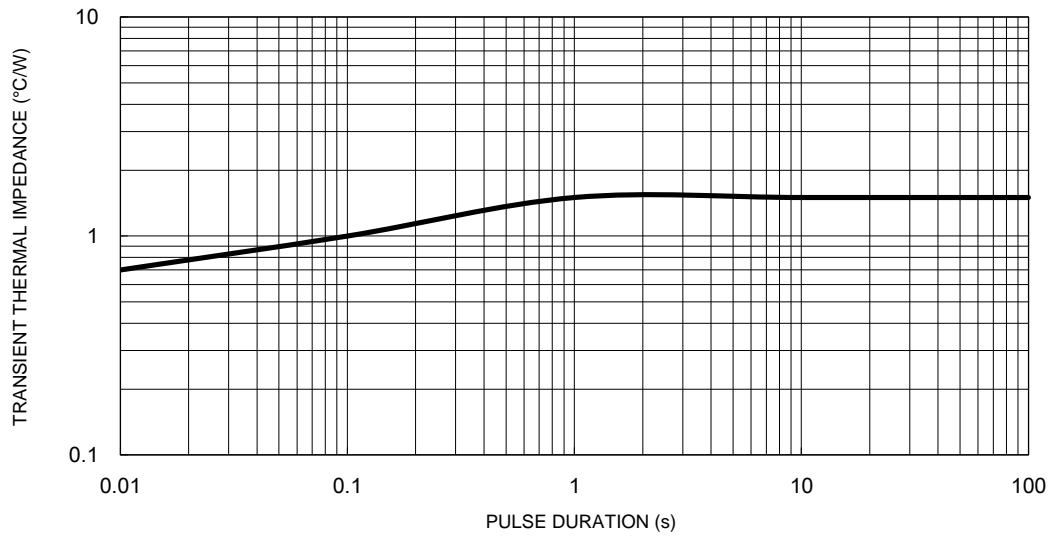
Fig.5 Maximum Non-Repetitive Forward Surge Current



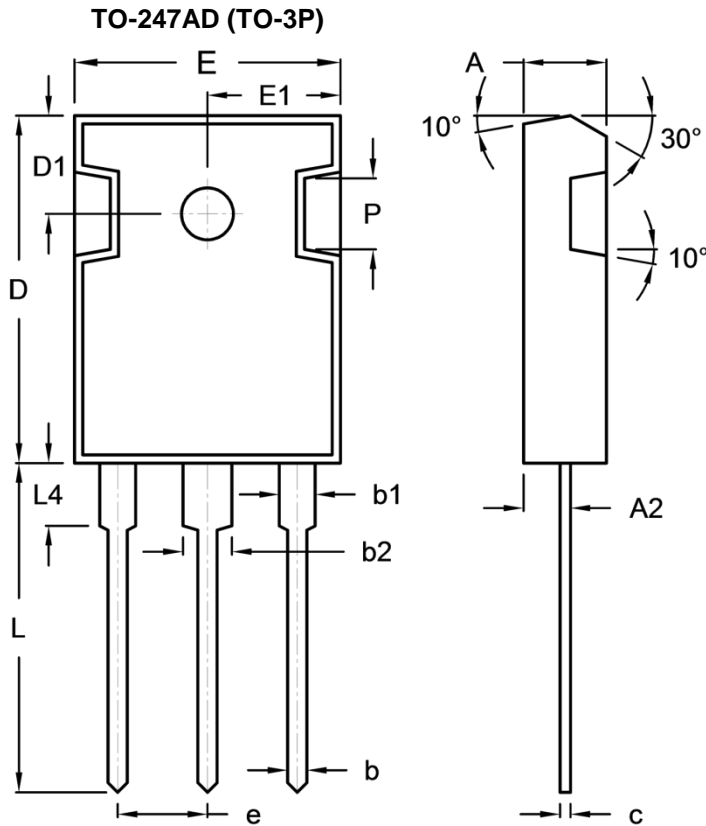
CHARACTERISTICS CURVES

($T_A = 25^\circ\text{C}$ unless otherwise noted)

Fig.6 Typical Transient Thermal Impedance



PACKAGE OUTLINE DIMENSIONS



DIM	Unit (mm)		Unit (inch)	
	Min	Max	Min	Max
A	4.90	5.16	0.193	0.203
A2	2.70	3.00	0.106	0.118
b	1.12	1.22	0.044	0.048
b1	1.93	2.18	0.076	0.086
b2	2.97	3.22	0.117	0.127
c	0.51	0.76	0.020	0.030
D	20.80	21.30	0.819	0.839
D1	5.70	6.20	0.224	0.244
E	15.90	16.40	0.626	0.646
E1	7.90	8.20	0.311	0.323
e	5.20	5.70	0.205	0.224
H	2.90	3.40	0.114	0.134
L	19.70	20.20	0.776	0.795
L4	3.50	4.10	0.138	0.161
P	-	4.30	-	0.169

MARKING DIAGRAM



- P/N = Marking Code
- G = Green Compound
- YWW = Date Code
- F = Factory Code

Notice

Specifications of the products displayed herein are subject to change without notice. TSC or anyone on its behalf assumes no responsibility or liability for any errors or inaccuracies.

Purchasers are solely responsible for the choice, selection, and use of TSC products and TSC assumes no liability for application assistance or the design of Purchasers' products.

Information contained herein is intended to provide a product description only. No license, express or implied, to any intellectual property rights is granted by this document. Except as provided in TSC's terms and conditions of sale for such products, TSC assumes no liability whatsoever, and disclaims any express or implied warranty, relating to sale and/or use of TSC products including liability or warranties relating to fitness for a particular purpose, merchantability, or infringement of any patent, copyright, or other intellectual property right.

The products shown herein are not designed for use in medical, life-saving, or life-sustaining applications. Customers using or selling these products for use in such applications do so at their own risk and agree to fully indemnify TSC for any damages resulting from such improper use or sale.